



## 2012 Volunteer of the Year

Pictured here with GNC's Green Warren Dental Clinic staff, Dr. R.D. "Bud" Nickels was honored at the recent fundraising dinner as the 2012 Sam Poole Volunteer of the Year. As noted by GNC advisory board member Dr. David Westfall who recognized him, "Bud has faithfully volunteered for years and serves with a humble, generous heart which epitomizes the spirit of the Dr. Sam Poole award."

## 2012 Financial Annual Report *(continued from page 3)*

### Calculated Value of Services

#### Value of Medical Services = \$2,083,426

Medical Services are performed by volunteer providers supported by volunteer staff and GNC staff. Value of services is calculated by total volunteer hours for physicians, physician assistants and nurse practitioners in addition to total hours for GNC staff nurse practitioners. This value of medical services also includes \$63,683 in outside medical services for procedures performed by physician specialists in their offices and eyeglasses provided to patients.

#### Value of Dental Services = \$1,251,942

Dental Services are performed by volunteer dentists and hygienists supported by GNC staff. Value of services has been determined by our volunteer dentists, based on charges for each procedure in an office setting.

#### Value of Health Access Services = \$20,396,437

Health Access Services are provided by a network of 200+ specialty physicians who see patients in their offices, as well as inpatient and outpatient services provided through Northeast Georgia Medical Center. Value of services determined based on charges for the services in a provider office or NGMC.

#### Value of Medications = \$6,126,588

Medications include prescription drugs supplied by pharmaceutical companies and samples.

#### Total Value of All Services = \$29,858,393

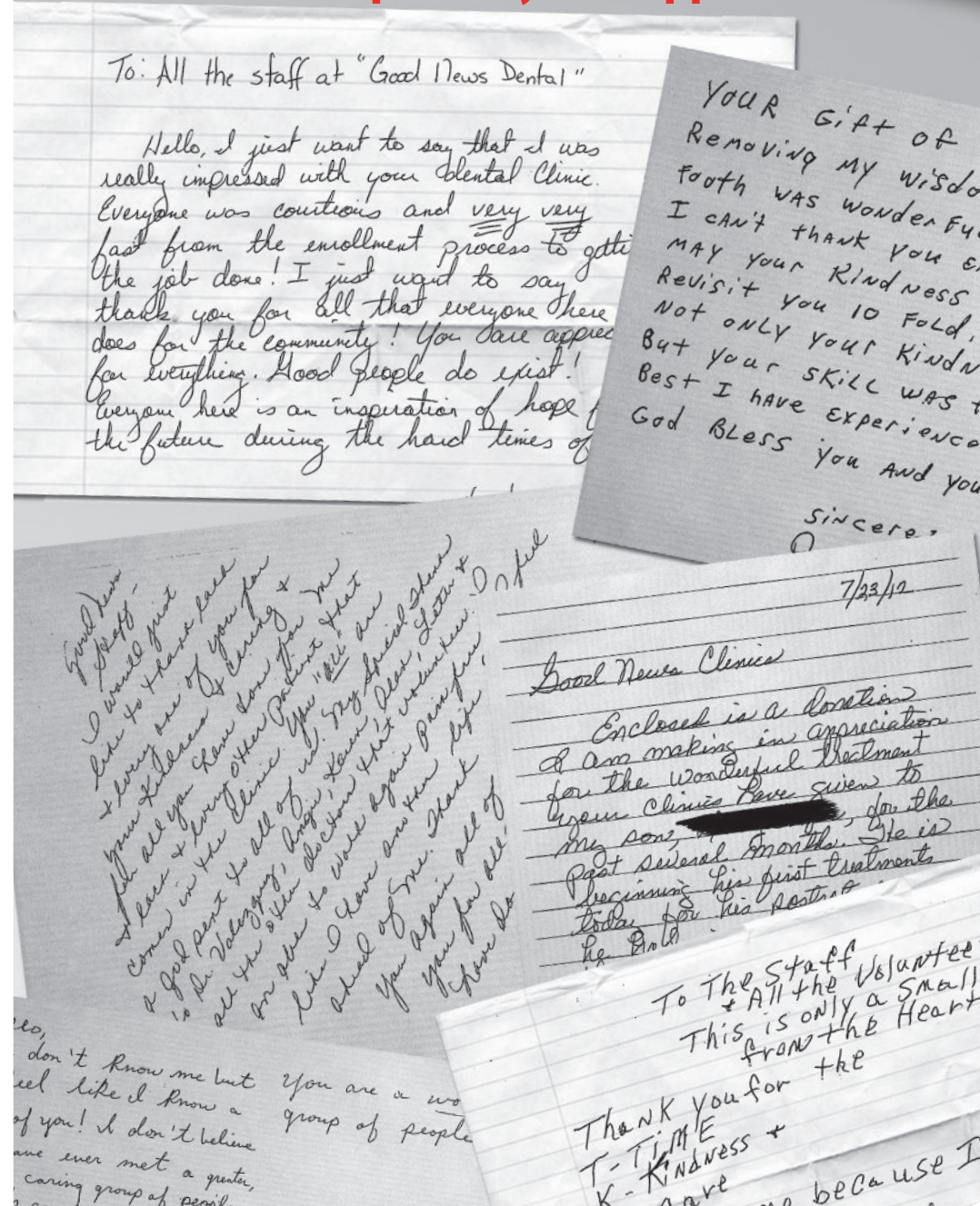
### THANK YOU GNC SUPPORTERS!

We are so grateful to the hundreds of volunteers – physicians, dentists, mid-level providers and others from the community, as well as community partners, event sponsors and donors for the countless ways you support us. Our services are possible because of YOU. Thank you for making a difference!



# SHARING THE GOOD NEWS FALL 2012

## The Impact of your support



### VOLUNTEER PROVIDERS



### COMMUNITY DONORS



### COMMUNITY PARTNERS



### COMMUNITY VOLUNTEERS



Make GNC's Services POSSIBLE!

GOOD NEWS *Clinics*  
2012 Board of Directors

Richard Bennett, DMD, *President*  
John A. Gram, *Vice President*  
Doug Hanson, *Secretary*

Lisa Bailey  
Cathy Bowers  
Ed Burnette, DDS  
Jerry Chandler  
Cadie Cooper  
Jay Cooper  
Mindy Ferran  
Wolfgang Hartert  
Linda Henry  
Yale Moore  
Kevin Price  
Bill Rezak, PhD  
Antonio Rios, MD  
Sheila Sanchez  
Lorry Schrage  
Veran Smith  
Brown Wilder

Advisory Board

John Burd, PhD  
Bill Coates, PhD  
Judge Kathlene Gosselin  
Anne Thomas  
David Westfall, MD

James Butts, MD, *Medical Director*

Ed Burnette, DDS, *Dental Director*

Cheryl Christian, *Executive Director*

Mission

Good News Clinics' mission is to provide free medical and dental care services and specialty referrals to uninsured Hall County residents who cannot afford health care.

Services

- ▶ Primary Medical Care
- ▶ Dental Care
- ▶ Specialty Care Referrals
- ▶ Medications
- ▶ Physical Therapy
- ▶ Imaging
- ▶ Counseling
- ▶ Patient Education

ANNUAL REPORT

Providing hope, health & healing... a Year in Review

October 2011 through September 2012

PATIENT SERVICES

- ▶ Provided access to care for more than **1,600 new patients**
- ▶ Served approximately **4,000 individuals**
- ▶ Expanded services through the addition of Health Access and a network of **200+ specialty physicians and managed over 350 specialty care referrals each month**
- ▶ Doubled patient education classes to an average of **12 per month**
- ▶ Increased community partners by **5 leading education classes: a podiatrist, physical therapist, certified dietitian, ophthalmologist and nurse practitioner with specialty in health education**
- ▶ Provided more than **12,700 volunteer hours**

PATIENT EDUCATION

- ▶ **1104 patients** attended diabetes management, nutrition and/or tobacco cessation classes
- ▶ **78%** of patients attending classes showed improved health status in at least one area (blood pressure, cholesterol, or BMI)
- ▶ **81%** of patients responding to a survey several months after attending classes reported at least one healthy lifestyle change made as recommended

PARTNERSHIPS IN EDUCATION

- ▶ Rotation site for The Dental College of the Georgia Health Sciences University
- ▶ Gainesville State College & University Dental Hygienists program
- ▶ Brenau University Nursing School and Psychology Counseling
- ▶ Lanier Technical School LPN and Medical Assistant program
- ▶ Philadelphia College of Osteopathic Medicine and Pharmacy
- ▶ University of Georgia Pharmacy program

FINANCIAL SUPPORT

- ▶ **861** gifts received from individuals, businesses, churches, organizations and United Way
- ▶ **29** grants received from private foundations and local family foundations
- ▶ **\$108,158** raised through fundraisers: Drivin'N Cryin concert, Brighter Smiles Campaign, and Fall Fundraising Dinner

STATISTICS

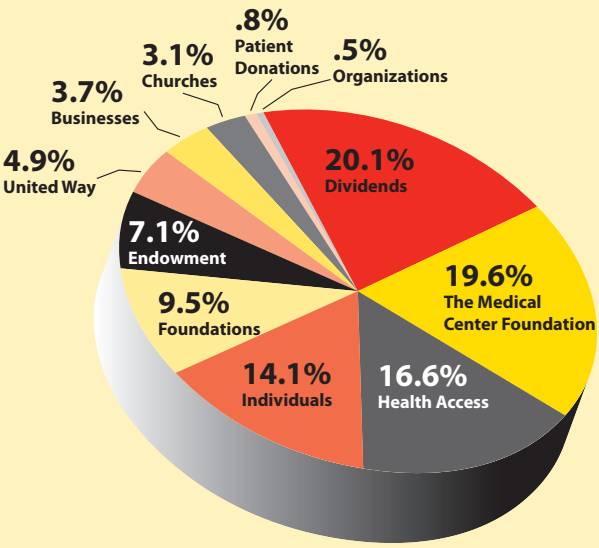
<b>Sam Poole Medical Clinic</b> Patient Visits <b>10,636</b> Patients Served <b>1,953</b>	<b>Green Warren Dental Clinic</b> Patient Visits <b>6,857</b> Patients Served <b>2,028</b>	<b>Health Access Specialty Referrals</b> Patient Visits <b>6,180</b> Patients Served <b>1,617</b>	<b>Dispensary</b> Prescriptions Filled <b>48,213</b> Retail Value <b>\$6,126,588</b>
---	--	---	--

2012 Financial Report

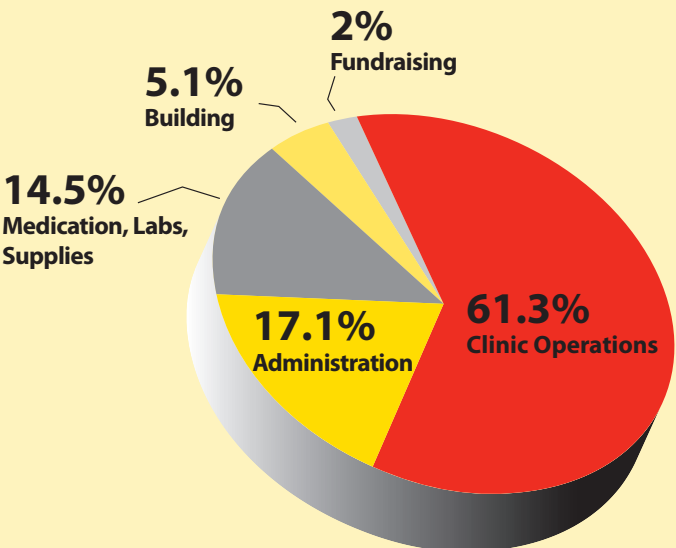
October 1, 2011 to September 30, 2012

<b>Income</b> .....	<b>\$1,472,681</b>
Businesses .....	\$54,398
Churches .....	\$45,351
Endowment .....	\$104,105
Foundations .....	\$139,740
Health Access .....	\$244,166
Individuals .....	\$207,311
Organizations .....	\$7,766
Patient Donations .....	\$12,189
The Medical Center Foundation .....	\$289,159
United Way .....	\$71,795
Dividends .....	\$296,701

<b>Expenses</b> .....	<b>\$1,256,239</b>
Administration .....	\$214,227
Building .....	\$64,724
Clinic Operations .....	\$769,791
Fundraising .....	\$25,689
Medications, Labs, Supplies .....	\$181,758



INCOME \$1,472,681



EXPENSES \$1,256,239